



Lam Geotechnics Limited

### Calibration Data for High Volume Sampler (TSP Sampler)

Location : ACL1  
 Equipment no. : EL222  
 Calibration Date : 22-Aug-13  
 Calibration Due Date : 22-Oct-13

#### CALIBRATION OF CONTINUOUS FLOW RECORDER

Ambient Condition			
Temperature, T <sub>a</sub>	305	Kelvin	Pressure, P <sub>a</sub>
			1010 mmHg

Orifice Transfer Standard Information					
Equipment No.	EL086	Slope, m <sub>c</sub>	2.01968	Intercept, b <sub>c</sub>	-0.02746
Last Calibration Date	15-Jul-13	$\left( \frac{H \times P_a}{1013.3 \times 298 / T_a} \right)^{1/2}$ $= m_c \times Q_{std} + b_c$			
Next Calibration Date	15-Jul-14				

Calibration of RSP						
Calibration Point	Manometer Reading			Q <sub>std</sub> (m <sup>3</sup> / min.) X-axis	Continuous Flow Recorder, W (CFM)	IC (W(P <sub>a</sub> /1013.3x298/T <sub>a</sub> ) <sup>1/2</sup> /35.31) Y-axis
	(up)	(down)	(difference)			
1	5.9	5.9	11.8	1.6920	60	59.2108
2	4.7	4.7	9.4	1.5117	52	51.3161
3	3.9	3.9	7.8	1.3782	47	46.3818
4	2.4	2.4	4.8	1.0841	34	33.5528
5	1.6	1.6	3.2	0.8877	24	23.6843

By Linear Regression of Y on X

Slope, m = 43.7233      Intercept, b = -14.4806

Correlation Coefficient\* = 0.9992

Calibration Accepted = Yes/No\*\*

\* if Correlation Coefficient < 0.990, check and recalibration again.

\*\* Delete as appropriate.

Remarks : \_\_\_\_\_

Calibrated by : Henry  
 Date : 22-Aug-13  
 Checked by : Derek Lo  
 Date : 22-Aug-13



Lam Geotechnics Limited

### Calibration Data for High Volume Sampler (TSP Sampler)

Location : ACL1 Calibration Date : 18-Oct-13  
 Equipment no. : EL222 Calibration Due Dat : 18-Dec-13

**CALIBRATION OF CONTINUOUS FLOW RECORDER**

Ambient Condition			
Temperature, T <sub>a</sub>	302	Kelvin	Pressure, P <sub>a</sub>
			1010 mmHg

Orifice Transfer Standard Information					
Equipment No.	EL086	Slope, m <sub>c</sub>	2.01968	Intercept, b <sub>c</sub>	-0.02746
Last Calibration Date	15-Jul-13	$(H \times P_a / 1013.3 \times 298 / T_a)^{1/2}$ $= m_c \times Q_{std} + b_c$			
Next Calibration Date	15-Jul-14				

Calibration of RSP						
Calibration Point	Manometer Reading			Q <sub>std</sub> (m <sup>3</sup> / min.) X-axis	Continuous Flow Recorder, W (CFM)	IC (W(P <sub>a</sub> /1013.3x298/T <sub>a</sub> ) <sup>1/2</sup> /35.31) Y-axis
	(up)	(down)	(difference)			
1	6.1	6.1	12.2	1.7287	62	61.4877
2	4.9	4.9	9.8	1.5508	53	52.5620
3	4.0	4.0	8.0	1.4025	46	45.6199
4	2.5	2.5	5.0	1.1116	33	32.7273
5	1.6	1.6	3.2	0.8920	23	22.8099

By Linear Regression of Y on X

Slope, m = 45.8969 Intercept, b = -18.3277

Correlation Coefficient\* = 0.9997

Calibration Accepted = Yes/No\*\*

\* if Correlation Coefficient < 0.990, check and recalibration again.

\*\* Delete as appropriate.

Remarks : \_\_\_\_\_

Calibrated by : Henry Checked by : Derek Lo  
 Date : 18-Oct-13 Date : 18-Oct-13



Lam Geotechnics Limited

### Calibration Data for High Volume Sampler (TSP Sampler)

Location : ACL2 Calibration Date : 22-Aug-13  
 Equipment no. : EL111 Calibration Due Date : 22-Oct-13

#### CALIBRATION OF CONTINUOUS FLOW RECORDER

Ambient Condition			
Temperature, T <sub>a</sub>	305	Kelvin	Pressure, P <sub>a</sub>
			1010 mmHg

Orifice Transfer Standard Information					
Equipment No.	EL086	Slope, m <sub>c</sub>	2.01968	Intercept, b <sub>c</sub>	-0.02746
Last Calibration Date	15-Jul-13	$(H \times P_a / 1013.3 \times 298 / T_a)^{1/2}$ $= m_c \times Q_{std} + b_c$			
Next Calibration Date	15-Jul-14				

Calibration of RSP						
Calibration Point	Manometer Reading			Q <sub>std</sub> (m <sup>3</sup> / min.) X-axis	Continuous Flow Recorder, W (CFM)	IC (W(P <sub>a</sub> /1013.3x298/T <sub>a</sub> ) <sup>1/2</sup> /35.31) Y-axis
	(up)	(down)	(difference)			
1	6.1	6.1	12.2	1.7203	62	61.1845
2	4.8	4.8	9.6	1.5275	52	51.3161
3	3.9	3.9	7.8	1.3782	46	45.3950
4	2.5	2.5	5.0	1.1062	35	34.5396
5	1.4	1.4	2.8	0.8312	26	25.6580

By Linear Regression of Y on X

Slope, m = 39.6146 Intercept, b = -8.3824

Correlation Coefficient\* = 0.9965

Calibration Accepted = Yes/No\*\*

\* if Correlation Coefficient < 0.990, check and recalibration again.

\*\* Delete as appropriate.

Remarks : \_\_\_\_\_

Calibrated by : Henry Checked by : Derek Lo  
 Date : 22-Aug-13 Date : 22-Aug-13



Lam Geotechnics Limited

### Calibration Data for High Volume Sampler (TSP Sampler)

Location : ACL2 Calibration Date : 18-Oct-13  
 Equipment no. : EL111 Calibration Due Dat : 18-Dec-13

**CALIBRATION OF CONTINUOUS FLOW RECORDER**

Ambient Condition			
Temperature, T <sub>a</sub>	302	Kelvin	Pressure, P <sub>a</sub>
			1010 mmHg

Orifice Transfer Standard Information					
Equipment No.	EL086	Slope, m <sub>c</sub>	2.01968	Intercept, b <sub>c</sub>	-0.02746
Last Calibration Date	15-Jul-13	$(H \times P_a / 1013.3 \times 298 / T_a)^{1/2}$ $= m_c \times Q_{std} + b_c$			
Next Calibration Date	15-Jul-14				

Calibration of RSP						
Calibration Point	Manometer Reading			Q <sub>std</sub> (m <sup>3</sup> / min.) X-axis	Continuous Flow Recorder, W (CFM)	IC (W(P <sub>a</sub> /1013.3x298/T <sub>a</sub> ) <sup>1/2</sup> /35.31) Y-axis
	(up)	(down)	(difference)			
1	6.1	6.1	12.2	1.7287	60	59.5042
2	5.0	5.0	10.0	1.5664	52	51.5703
3	4.0	4.0	8.0	1.4025	45	44.6281
4	2.5	2.5	5.0	1.1116	33	32.7273
5	1.4	1.4	2.8	0.8353	22	21.8182

By Linear Regression of Y on X

Slope, m = 41.8328 Intercept, b = -13.5412

Correlation Coefficient\* = 0.9993

Calibration Accepted = Yes/No\*\*

\* if Correlation Coefficient < 0.990, check and recalibration again.

\*\* Delete as appropriate.

Remarks : \_\_\_\_\_

Calibrated by : Henry Checked by : Derek Lo  
 Date : 18-Oct-13 Date : 18-Oct-13



TISCH ENVIRONMENTAL, INC.  
 145 SOUTH MIAMI AVE.  
 VILLAGE OF CLEVELAND, OH 45002  
 513.467.9000  
 877.263.7610 TOLL FREE  
 513.467.9009 FAX  
 WWW.TISCH-ENV.COM

**AIR POLLUTION MONITORING EQUIPMENT**  
 ORIFICE TRANSFER STANDARD CERTIFICATION WORKSHEET TE-5025A

Date - Jul 15, 2013    Roots-meter S/N    0438320    Ta (K) -    300  
 Operator Tisch    Orifice I.D. -    0005    Pa (mm) -    759.46

PLATE OR Run #	VOLUME START (m3)	VOLUME STOP (m3)	DIFF VOLUME (m3)	DIFF TIME (min)	METER	ORFICE
					DIFF Hg (mm)	DIFF H2O (in.)
1	NA	NA	1.00	1.3910	3.2	2.00
2	NA	NA	1.00	0.9830	6.4	4.00
3	NA	NA	1.00	0.8800	7.9	5.00
4	NA	NA	1.00	0.8380	8.8	5.50
5	NA	NA	1.00	0.6930	12.7	8.00

DATA TABULATION

Vstd	(x axis) Qstd	(y axis)	Va	(x axis) Qa	(y axis)
0.9884	0.7106	1.4090	0.9958	0.7159	0.8888
0.9843	1.0013	1.9926	0.9916	1.0087	1.2570
0.9822	1.1161	2.2278	0.9895	1.1244	1.4054
0.9811	1.1708	2.3365	0.9884	1.1795	1.4740
0.9760	1.4084	2.8180	0.9832	1.4188	1.7777
Qstd slope (m) = 2.01968			Qa slope (m) = 1.26469		
intercept (b) = -0.02746			intercept (b) = -0.01732		
coefficient (r) = 0.99999			coefficient (r) = 0.99999		
y axis = $\sqrt{H_2O(Pa/760)(298/Ta)}$			y axis = $\sqrt{H_2O(Ta/Pa)}$		

CALCULATIONS

$$Vstd = \text{Diff. Vol} [(Pa - \text{Diff. Hg}) / 760] (298 / Ta)$$

$$Qstd = Vstd / \text{Time}$$

$$Va = \text{Diff Vol} [(Pa - \text{Diff Hg}) / Pa]$$

$$Qa = Va / \text{Time}$$

For subsequent flow rate calculations:

$$Qstd = 1/m \{ [\sqrt{H_2O(Pa/760)(298/Ta)}] - b \}$$

$$Qa = 1/m \{ [\sqrt{H_2O(Ta/Pa)}] - b \}$$

# Certificate of Calibration and Conformance

Certificate Number 2013-172795

Instrument Model 831, Serial Number 0003227, was calibrated on 16APR2013. The instrument meets factory specifications per Procedure D0001.8310, ANSI S1.4-1983 (R 2006) Type 1; S1.4A-1985 ; S1.43-1997 Type 1; S1.11-2004 Octave Band Class 1; S1.25-1991; IEC 61672-2002 Class 1; 60651-2001 Type 1; 60804-2000 Type 1; 61260-2001 Class 1; 61252-2002.

**New Instrument**

**Date Calibrated: 16APR2013**

**Calibration due:**

### Calibration Standards Used

MANUFACTURER	MODEL	SERIAL NUMBER	INTERVAL	CAL. DUE	TRACEABILITY NO.
Stanford Research Systems	DS360	61889	12 Months	30JAN2014	61889-013013

Reference Standards are traceable to the National Institute of Standards and Technology (NIST)

### Calibration Environmental Conditions

Temperature: 23 ° Centigrade

Relative Humidity: 30 %

### Affirmations

This Certificate attests that this instrument has been calibrated under the stated conditions with Measurement and Test Equipment (M&TE) Standards traceable to the U.S. National Institute of Standards and Technology (NIST). All of the Measurement Standards have been calibrated to their manufacturers' specified accuracy / uncertainty. Evidence of traceability and accuracy is on file at Provo Engineering & Manufacturing Center. An acceptable accuracy ratio between the Standard(s) and the item calibrated has been maintained. This instrument meets or exceeds the manufacturer's published specification unless noted.

The collective uncertainty of the Measurement Standard used does not exceed 25% of the applicable tolerance for each characteristic calibrated unless otherwise noted.

The results documented in this certificate relate only to the item(s) calibrated or tested. A one year calibration is recommended, however calibration interval assignment and adjustment are the responsibility of the end user. This certificate may not be reproduced, except in full, without the written approval of the issuer.

Tested with PRM831-023959

Signed: *Ron Harris*  
Technician: Ron Harris

# ~ Certificate of Calibration and Compliance ~

Microphone Model: 377B02

Serial Number: LW135892

Manufacturer: PCB

## Calibration Environmental Conditions

Environmental test conditions as printed on microphone calibration chart.

## Reference Equipment

Manufacturer	Model #	Serial #	PCB Control #	Cal Date	Due Date
Hewlett Packard	34401A	MY41045214	LD-001	3/8/12	3/8/13
Bruel & Kjaer	4192	2657834	CA1270	11/16/12	11/15/13
Newport	BTH-W/N	8410668	CA1187	not required	not required
Larson Davis	PRM915	124	CA-1024	12/6/12	12/6/13
Larson Davis	PRM902	4709	CA1453	10/16/12	10/16/13
Larson Davis	2559LF	3216	CA-883	not required	not required
Larson Davis	ADP005	1	LD-017	not required	not required
Larson Davis	PRM916	127	CA-924	4/4/12	4/4/13
Larson Davis	CAL250	5025	CA1277	3/7/12	3/7/13
Larson Davis	2201	140	CA-891	4/20/12	4/19/13
Larson Davis	2900	1079	CA-521A	6/10/11	6/10/13
Larson Davis	PRA951-4	234	CA1154	9/19/12	9/19/13
0	0	0	0	not required	not required
0	0	0	0	not required	not required

Frequency sweep performed with B&K UA0033 electrostatic actuator.

## Condition of Unit

As Found: N/A

As Left: New unit in tolerance

## Notes

1. Calibration of reference microphone is traceable through PTB.
2. This certificate shall not be reproduced, except in full, without written approval from PCB Piezotronics, Inc.
3. Calibration is performed in compliance with ISO 9001, ISO 10012-1, ANSI/NC SL Z540.3 and ISO 17025.
4. See Manufacturer's Specification Sheet for a detailed listing of performance specifications.
5. Open circuit sensitivity is measured using the insertion voltage method following procedure AT603-5.
6. Measurement uncertainty (95% confidence level with coverage factor of 2) for sensitivity is +/-0.20 dB.
7. Unit calibrated per ACS-20.

Technician: Milton Munger *mfm*

Date: February 25, 2013



3425 Walden Avenue, Depew, New York, 14043

TEL: 888-684-0013 FAX: 716-685-3886 www.pcb.com

ID CAL60-3444681319-486

## ~ Calibration Report ~

Microphone Model: 377B02

Serial Number: LW135892

Description: 1/2" Free-Field Microphone

### Calibration Data

Open Circuit Sensitivity @ 251.2 Hz: 47.69 mV/Pa  
-26.43 dB re 1V/Pa

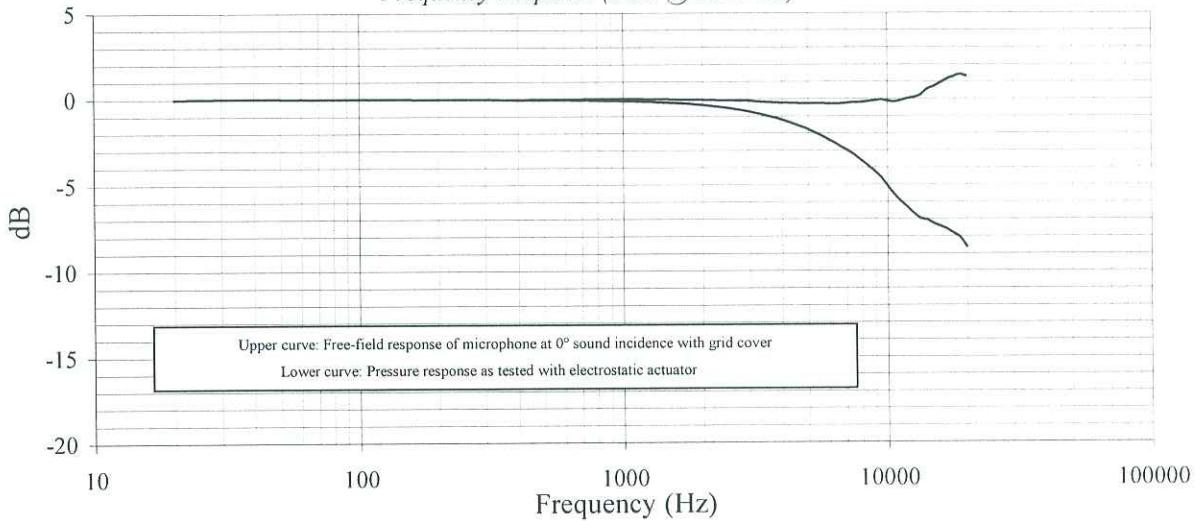
Polarization Voltage, External: 0 V  
Capacitance: 12.6 pF

Temperature: 71 °F (22°C)

Ambient Pressure: 996 mbar

Relative Humidity: 25 %

Frequency Response (0 dB @ 251.2 Hz)



Freq (Hz)	Lower (dB)	Upper (dB)	Freq (Hz)	Lower (dB)	Upper (dB)	Freq (Hz)	Lower (dB)	Upper (dB)	Freq (Hz)	Lower (dB)	Upper (dB)
20.0	-0.01	-0.01	1584.9	-0.23	-0.02	6683.4	-2.79	-0.27	-	-	-
25.1	0.02	0.02	1678.8	-0.25	-0.02	7079.5	-3.01	-0.23	-	-	-
31.6	0.04	0.04	1778.3	-0.28	-0.03	7498.9	-3.26	-0.19	-	-	-
39.8	0.04	0.04	1883.7	-0.31	-0.03	7943.3	-3.58	-0.19	-	-	-
50.1	0.03	0.03	1995.3	-0.35	-0.04	8414.0	-3.88	-0.15	-	-	-
63.1	0.03	0.03	2113.5	-0.39	-0.05	8912.5	-4.21	-0.10	-	-	-
79.4	0.02	0.02	2238.7	-0.43	-0.06	9440.6	-4.57	-0.05	-	-	-
100.0	0.02	0.02	2371.4	-0.48	-0.07	10000.0	-5.07	-0.12	-	-	-
125.9	0.02	0.02	2511.9	-0.53	-0.07	10592.5	-5.57	-0.17	-	-	-
158.5	0.01	0.01	2660.7	-0.59	-0.08	11220.2	-5.96	-0.10	-	-	-
199.5	0.01	0.01	2818.4	-0.65	-0.09	11885.0	-6.31	0.01	-	-	-
251.2	0.00	0.00	2985.4	-0.72	-0.10	12589.3	-6.68	0.09	-	-	-
316.2	-0.01	0.00	3162.3	-0.82	-0.14	13335.2	-6.97	0.22	-	-	-
398.1	-0.02	-0.02	3349.7	-0.90	-0.16	14125.4	-7.05	0.54	-	-	-
501.2	-0.03	0.01	3548.1	-1.00	-0.18	14962.4	-7.27	0.70	-	-	-
631.0	-0.04	0.00	3758.4	-1.10	-0.20	15848.9	-7.43	0.92	-	-	-
794.3	-0.07	0.02	3981.1	-1.22	-0.22	16788.0	-7.59	1.13	-	-	-
1000.0	-0.10	0.02	4217.0	-1.34	-0.23	17782.8	-7.83	1.28	-	-	-
1059.3	-0.11	0.02	4466.8	-1.47	-0.24	18836.5	-8.09	1.42	-	-	-
1122.0	-0.12	0.02	4731.5	-1.62	-0.25	19952.6	-8.61	1.32	-	-	-
1188.5	-0.14	0.01	5011.9	-1.78	-0.25	-	-	-	-	-	-
1258.9	-0.15	0.01	5308.8	-1.96	-0.26	-	-	-	-	-	-
1333.5	-0.17	0.01	5623.4	-2.14	-0.26	-	-	-	-	-	-
1412.5	-0.19	0.00	5956.6	-2.35	-0.28	-	-	-	-	-	-
1496.2	-0.21	-0.01	6309.6	-2.56	-0.27	-	-	-	-	-	-

Technician: Milton Munger *mjm*

Date: February 25, 2013



3425 Walden Avenue, Depew, New York, 14043

TEL: 888-684-0013 FAX: 716-685-3886 www.pcb.com

ID: CAL60-3444681319 486





# Calibration Certificate

Certificate No. **34228**

Page 1 of 2 Pages

**Customer :** Lam Geotechnics Limited

**Address :** 11/F, Centre Point, 181-185 Gloucester Road, Wanchai, Hong Kong.

**Order No. :** Q31610

**Date of receipt :** 21-Jun-13

## Item Tested

**Description :** Sound Level Calibrator

**Manufacturer :** Rion

**Model :** NC-73

**Serial No. :** 10707358

## Test Conditions

**Date of Test :** 25-Jun-13

**Supply Voltage :** --

**Ambient Temperature :** (23 ± 3)°C

**Relative Humidity :** (50 ± 25) %

## Test Specifications

Calibration check.

Ref. Document/Procedure : F21, Z02.

## Test Results

All results were within the manufacturer's specification.


The results are shown in the attached page(s).


Main Test equipment used:

<u>Equipment No.</u>	<u>Description</u>	<u>Cert. No.</u>	<u>Traceable to</u>
S014	Spectrum Analyzer	30259	NIM-PRC & SCL-HKSAR
S024	Sound Level Calibrator	30620	NIM-PRC & SCL-HKSAR
S041	Universal Counter	28347	SCL-HKSAR
S206	Sound Level Meter	30655	SCL-HKSAR

The values given in this Calibration Certificate only relate to the values measured at the time of the test and any uncertainties quoted will not include allowance for the equipment long term drift, variations with environmental changes, vibration and shock during transportation, overloading, mis-handling, or the capability of any other laboratory to repeat the measurement. Hong Kong Calibration Ltd. shall not be liable for any loss or damage resulting from the use of the equipment.

The test equipment used for calibration are traceable to International System of Units (SI).  
The test results apply to the above Unit-Under-Test only

**Calibrated by :**   
Liam Wong

**Approved by :**   
Dorothy Cheuk

**Date:** 25-Jun-13

This Certificate is issued by:  
Hong Kong Calibration Ltd.  
Unit 8B, 24/F., Well Fung Industrial Centre, No. 58-76, Ta Chuen Ping Street, Kwai Chung, NT, Hong Kong.  
Tel: 2425 8801 Fax: 2425 8646

The copyright of this certificate is owned by Hong Kong Calibration Ltd.. It may not be reproduced except in full.



# Calibration Certificate

Certificate No. 34228

Page 2 of 2 Pages

Results :

## 1. Level Accuracy (at 1 kHz)

UUT Nominal Value	Measured Value	Mfr's Spec.
94 dB	93.88 dB	$\pm 1$ dB

Uncertainty :  $\pm 0.2$  dB

## 2. Frequency Accuracy

UUT Nominal Value	Measured Value	Mfr's Spec.
1 kHz	0.995 kHz	$\pm 2$ %

Uncertainty :  $\pm 0.1$  %

## 3. Level Stability : 0.0 dB

Uncertainty :  $\pm 0.01$  dB

## 4. Total Harmonic Distortion : $< 0.2$ %

Mfr's Spec. :  $< 3$  %

Uncertainty :  $\pm 2.3$  % of reading

Remark : 1. UUT : Unit-Under-Test

2. The uncertainty claimed is for a confidence probability of not less than 95%.

3. The above measured values were the mean of 3 measurements.

4. Atmospheric Pressure : 999 hPa

----- END -----